



**HYSUCAT**  
**HYDROFOIL TECHNOLOGY**



HYSUCAT, an acronym for Hydrofoil Supported Catamaran, is the combination of a distinctively designed hull and foil incorporating hydrofoil science and technology.




# HYSUCAT TECHNOLOGY

The basic principle behind the Hysucats is an effective hydrofoil system in the tunnel between two demi-hulls. This consists of a main wing located in front of the length emphasis in keel height, supported by two smaller wings in the tunnel at the rear of the hull.

## HYDROFOIL ADVANTAGES

- Higher top speed
- Improved sea keeping in rough seas
- Reduced fuel consumption
- Increased range due to lower fuel consumption
- Wave dampening
- Dry ride
- Improved load



# HYSUCAT 23 RIB



# ABOUT

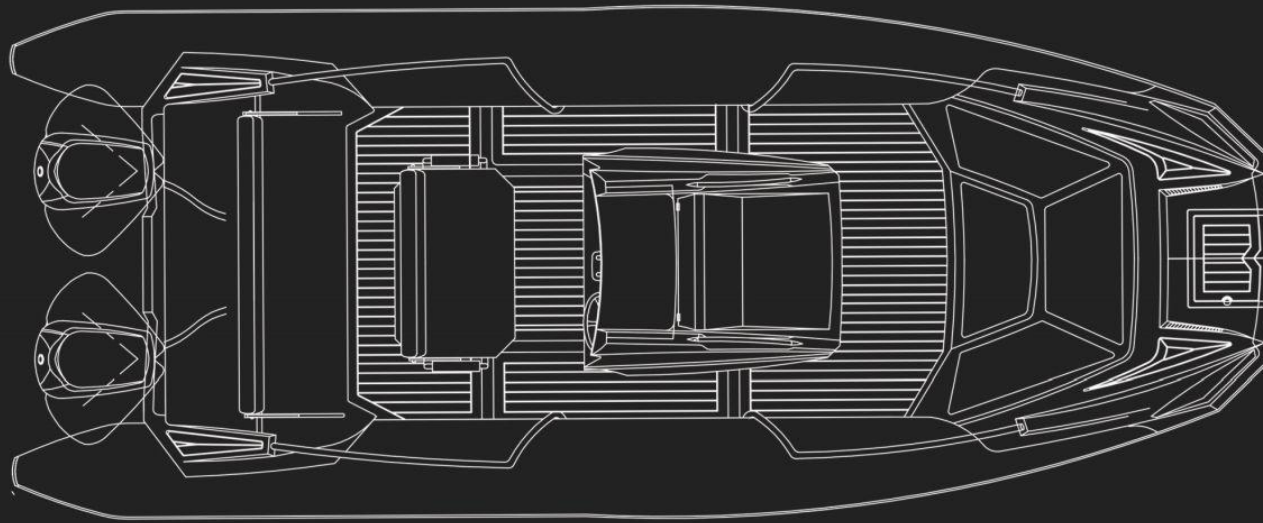

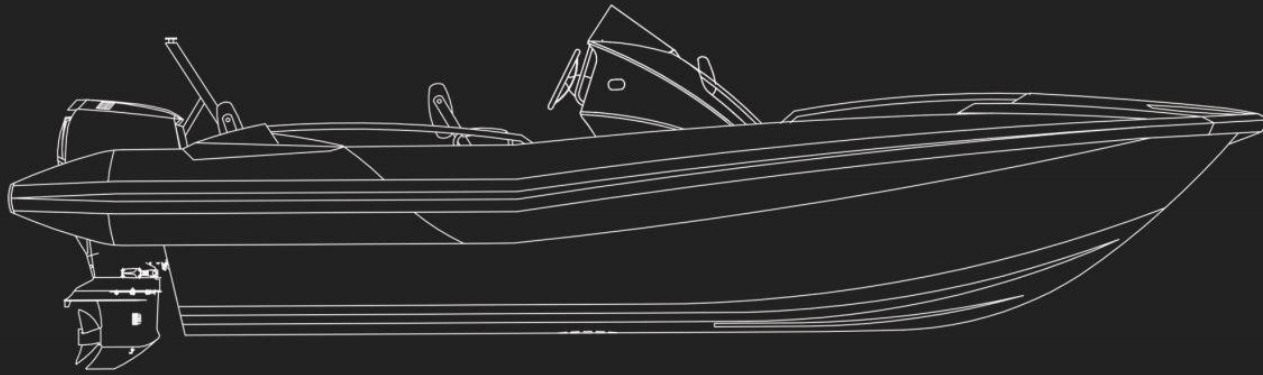
**HYSUCAT 23 RIB** offers the best features of a monohull and a catamaran combined yet made superior thanks to the innovative hydrofoil technology. The asymmetric catamaran is capable of delivering higher speed with less horsepower, a soft, comfortable, stable ride in waves or swells, and efficient, lessened fuel consumption.

At high speed, the boat rises out of the water and runs mainly on the center hull. The side hulls stabilize the boat, reducing the wetted area on the hull, which in turn makes the craft more efficient, faster and allows this RIB boat to run with smaller engines than an equivalent-sized monohull. At planing speeds, a drop in resistance of up to 50% is possible, which equates to lower powering requirements. Lower power normally results in a 30% reduction in fuel consumption.

In short, in choppy seas the ride is extremely smooth, with the hydrofoils allowing the vessel to run on the crests. In long waves, the hydrofoils help disperse impact and create a smooth ride. The lifting and damping effect of the hydrofoils also result in low wake for eco-friendly operation. The foils do not impair handling or create directional-instability/broaching problems. Tight turns can be performed in waves without any form of instability.



# STANDARD LAYOUT



# STANDARD SPECIFICATIONS

LOA – 22'4" (6.8 m)  
GRP length – 19'4" (5.9 m)  
Beam – 8'6" (2.6 m)  
Draft – 1'2" (0.36 m)  
Dry weight (with engines) – 2,090 pounds (0.95 metric tons)  
Tube diameter – 1'7" (0.51 m)  
Fuel capacity – 40 gal (151 liters)  
Persons capacity – 10  
Maximum HP – Twin 90 HP  
Minimum HP – Twin 60 HP  
Recommended HP – Twin 60 HP  
Cruise speed – 30 – 40 Mph (26 – 34 knots)  
Maximum speed – 50 Mph (43 knots)

## Standard Equipment

Hand laid vacuum bagged vinyl ester construction.  
Self-draining deck.  
'Valmex' buoyancy tubes (7 chambers).  
Dihedral stainless steel main hydrofoil.  
(2) Stainless steel stern foils.  
Tear-drop rub rail.  
(2) Aluminum steel passenger safety rails on the bow.  
Stainless steel bow eye.  
(2) Stainless steel stern eyes.  
(4) Stainless steel mooring cleats.  
(2) Large deck drains.  
Central console with windshield and storage.  
Aluminum bench seat w/ backrest.  
Console recessed hand rails.  
Electronics area that accommodates 12" displays.  
LED Navigation lights.  
LED Cockpit lights.  
(2) Battery system with battery switches.  
12 V plug – USB plug.  
Manual air pump.  
(2) 12 V automatic bilge pumps.  
(2) 20 gallon (75 liters) fuel tanks located under deck  
Aft aluminum bench seat w/ walk thru  
Stainless steel propellers  
Bow anchor locker with drain.

## Options

Underwater lights package.  
Table/Casting platform insert with cushion.  
Hull & tube colors.  
Console matching color.  
Syntec ultrafoam decking.  
Power steering w/ SS wheel  
Integrated battery charging system.  
Fusion Bluetooth stereo system w/ 4 speakers.  
T-top aluminum frame w/ fiberglass top.  
Mooring cover.  
Danforth anchor, 200' rode & chain.  
Fresh water wash-down w/10 gallon tank.  
3 Sided canvas enclosure.  
Road King trailer.

# PERFORMANCE DATA

Test conditions:

Two Outboard Engines: SUZUKI DF70

3 people on board

25 gallons (95 litres) of fuel

RPM	SPEED		FUEL CONSUMPTION			RANGE
	Mph	Knots	Km/h	Mpg	Km/L	
2000	9.25	8	15	4.73	2.01	190
2500	11	9.5	18	4.61	1.95	185
3000	21.5	19	35	6.15	2.61	245
3500	28	24	44	5.65	2.40	220
4000	33	29	53	5.42	2.30	215
4500	35.5	31	57	4.95	2.10	200
5000	40	35	65	3.32	1.41	130
5500	43	37	68	3.29	1.39	130
5300	44	38	70	3.37	1.43	130

# HYSUCAT ADVANTAGES

- Less power required
- Better fuel efficiency
- Longer range
- Stable, smooth and dry ride in rough water conditions
- Improved load carrying capacity
- Superior turning capabilities
- Outstanding sea keeping
- Damping effect reduces fatigue & motion sickness
- Extending longevity at sea
- Environmentally friendly: smaller wake
- High speed performance with surface piercing propellers



# HYSUCAT 23 RIB



# HYSUCAT 23 RIB



# HYSUCAT 23 RIB




# HYSUCAT 23 RIB



# HYSUCAT 23 RIB





**7013 Hwy 92 East Bath, NC 27808 / E-mail: [info@hysucat.com](mailto:info@hysucat.com) / Tel: 1-252-923-0430  
[www.hysucat.com](http://www.hysucat.com)**